

## Help and learn with gynecological cytology

**Francisco Javier Torres-Gómez**

Pathology and Cytology Laboratory (CITADIAG SL). Seville. Spain.

**\*Corresponding Author:** Francisco Javier Torres-Gómez, Pathology and Cytology Laboratory (CITADIAG SL). Seville. Spain.

**Received date: August 05, 2024; Accepted date: August 16, 2024; Published date: August 27, 2024.**

**Citation:** Torres-Gómez FJ, (2024), Help and learn with gynecological cytology, *J. Obstetrics Gynecology and Reproductive Sciences*, 8(6)  
**DOI:**10.31579/2578-8965/234

**Copyright:** © 2024, Francisco Javier Torres-Gómez. This is an open-access article distributed under the terms of The Creative Commons Attribution License, which permits unrestricted use, distribution, and reproduction in any medium, provided the original author and source are credited.

### Introduction

Literary references concerning conventional cervicovaginal cytology are increasingly scarce. Cytological screening as a weapon to fight cervical cancer has been a success in those countries where it has been implemented, especially if it has been universal. Unfortunately, globally, this circumstance is not possible, mainly due to socioeconomic reasons. This means that cervical cancer continues to be a major cause of death worldwide. This is where cytologists from the so-called “first world” are most needed. We can generate literature and we can program distance courses so that local health workers in those less favored countries can learn the basic and, why not?, advanced principles of cytology to carry out, to the extent of their possibilities, their own health programs, and screening in particular. There are other options to safeguard the gynecological health of women who have never visited a gynecologist or even a hospital. These are health days in which health workers from a developed country travel to the receiving country to carry out field, diagnostic and therapeutic or teaching work, providing the knowledge and weapons to give independence to the locals, who, for their part, they must carry out an arduous recruitment program for women with problems of mobilization, awareness and acceptance of a test that must be explained to them.

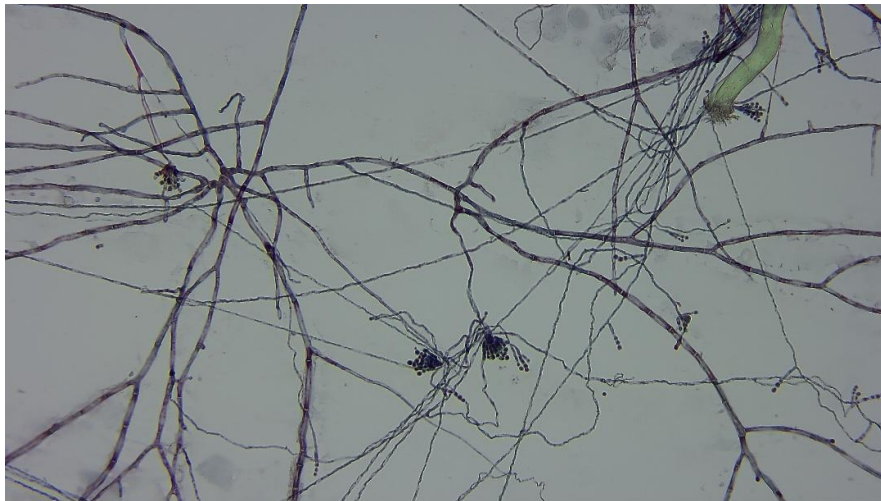
These are patients with risky behaviors, without access to protection methods against sexually transmitted diseases, oblivious to what HPV infection and its consequences entail... Difficult crossroads.

My experience is different. I receive cytology tests from these patients at my home and from there I make diagnoses that are sent to the origin. As I work, I always keep in mind that many of my patients will have only one therapeutic opportunity, at home or abroad, and this places additional pressure when choosing the relevant diagnostic category. The satisfaction, however, is enormous: I do the work that I enjoy, for which I have been trained, and I help others: Hippocratic oath.

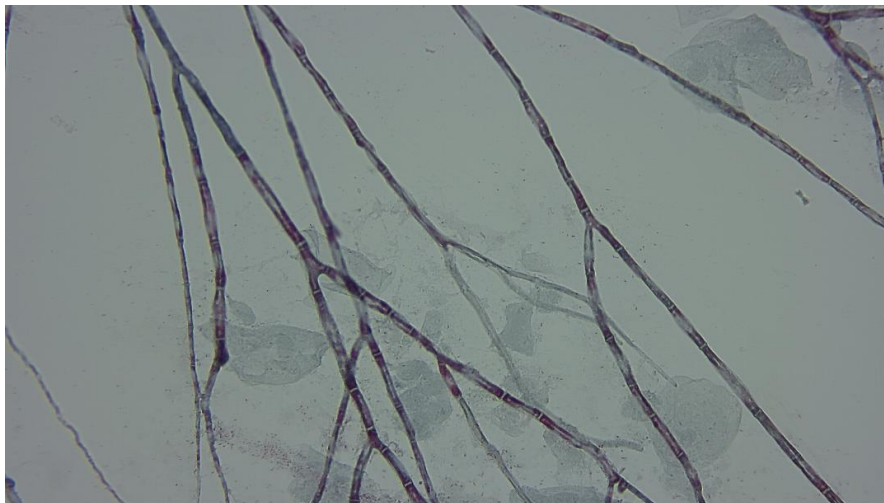
The cytological smears that arrive to me do not always do so in the best conditions of conservation and fixation and the water used in processing harbors multiple contaminants that can be confused with the same pathogenic organisms, which represents a real professional challenge. However, these images, often surprising, serve in my country of origin, Spain specifically, to teach classes to my students and debate the secret of morphology, which can perfectly be applied to less flowery paintings. That is why this reflection will be accompanied by some surprising images (Fig 1-4) in which we can observe the morphology, fungi on this occasion, and the global invitation that I make to all those who know cytology to help the women of those countries in the that cervical cancer is, simply, devastating.



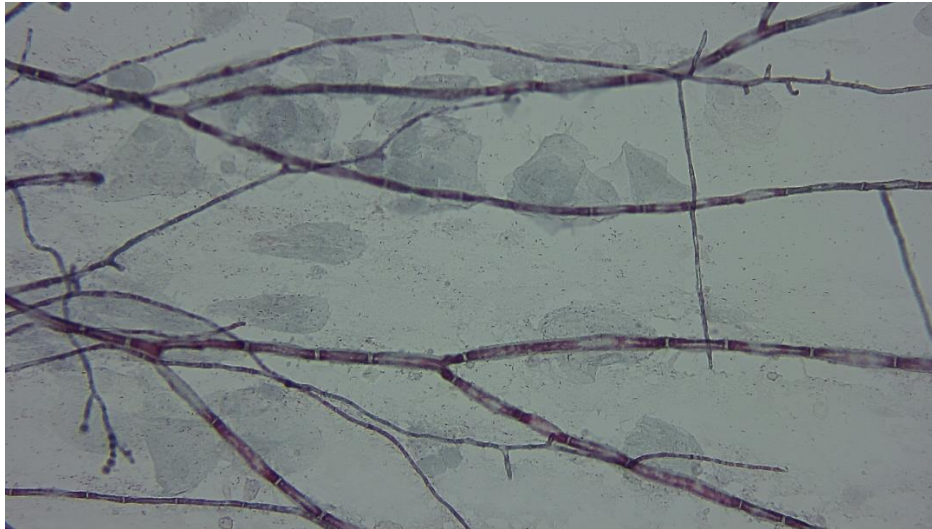
**Figure:1**



**Figure:2**



**Figure:3**



**Figure:4**



This work is licensed under Creative Commons Attribution 4.0 License

To Submit Your Article, Click Here:

**Submit Manuscript**

**DOI:10.31579/2578-8965/234**

**Ready to submit your research? Choose Auctores and benefit from:**

- fast, convenient online submission
- rigorous peer review by experienced research in your field
- rapid publication on acceptance
- authors retain copyrights
- unique DOI for all articles
- immediate, unrestricted online access

At Auctores, research is always in progress.

Learn more <https://www.auctoresonline.org/journals/obstetrics-gynecology-and-reproductive-sciences>